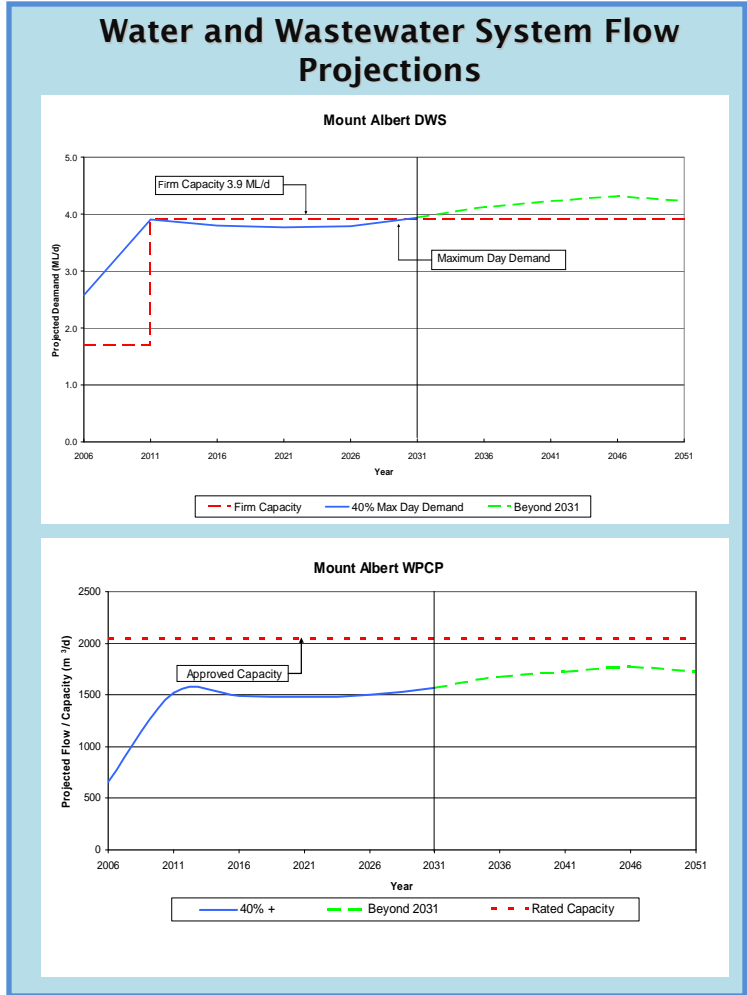


# Water and Wastewater Servicing Plan Mount Albert



Mount Albert Servicing Projects	Total Project Costs	Time Period Required
Water servicing to 2051	\$5,794,000	2006 to 2011
No additional facilities are required to provide wastewater servicing to 2051	--	--

### Mount Albert WPCP - Current and Projected Maximum Effluent Loadings to Mount Albert and Vivian Creeks (Lake Simcoe)

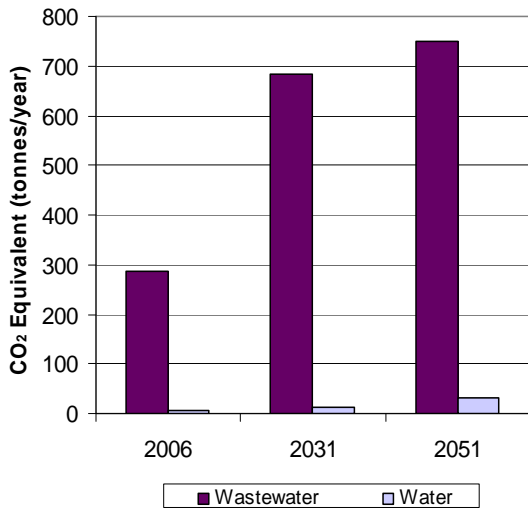
Year	Average Day Flow (m <sup>3</sup> /d)	cBOD <sub>5</sub> (kg/year)	TSS (kg/year)	Total P (kg/year)	NH <sub>3</sub> -N (kg/year)
2006	660 <sup>1</sup>	2,400 <sup>2</sup>	1,400 <sup>2</sup>	24 <sup>2</sup>	290 <sup>2</sup>
2031	1,600 <sup>3</sup>	5,700 <sup>4</sup>	3,400 <sup>4</sup>	57 <sup>4</sup>	690 <sup>4</sup>
2051	1,700 <sup>3</sup>	6,300 <sup>4</sup>	3,800 <sup>4</sup>	63 <sup>4</sup>	760 <sup>4</sup>

Notes:

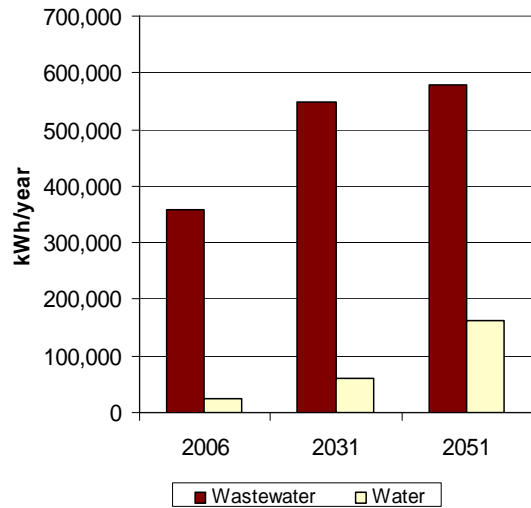
- Actual 2006 average daily flow.
- Loadings are based on current effluent limits and wastewater flows for existing WPCP.
- Projected wastewater flow based on community growth strategy; includes the benefit of current water efficiency strategy.
- Loadings based on current effluent limits and projected wastewater flows.

# Water and Wastewater Servicing Plan Mount Albert

### Greenhouse Gas Emissions



### Energy Usage



## Water and Wastewater Servicing Outlook

### To 2031

#### **Water**

- Water demand currently exceeds the firm well capacity of 1.8 ML/d.
- New well currently planned to increase the firm capacity to 3.9 ML/d by 2011.
- Growth in water demand is expected to exceed the increased well capacity of 3.9 ML/d by 2028.

#### **Wastewater**

- Growth in wastewater flows is expected increase by a factor of 2.4 by 2031, which is within the capacity of the present WPCP of 2,043 m<sup>3</sup>/d.
- The new Lake Simcoe Protection Plan may require additional measures to reduce phosphorous loadings in the future.

### Beyond 2031

#### **Water**

- Additional water supply or more aggressive water efficiency required for system.

#### **Wastewater**

- Growth in wastewater flows is expected increase by a factor of 2.6 by 2051, which is within the capacity of the present WPCP of 2,043 m<sup>3</sup>/d.
- No action is required at present.